

# Learning outcomes

At the end of this lecture, students should be able to:

- read the contents of a text file into a list
- obtain, process, and update the data from the file
- use the split function to divide a string into different parts
- write the updated content back to a text file

# COMPSCI 101

## Principles of Programming

### Lecture 21 – Maintaining a text file of information

## Remember the split() function - example

```
def main():
    words = "The budget was unlimited, but I exceeded it "
    word_list = words.split()

    print(words)
    print(word_list)

main()
```

```
The budget was unlimited, but I exceeded it
['The', 'budget', 'was', 'unlimited,', 'but', 'I', 'exceeded', 'it']
```

Note about split(). If no separator is defined, whitespace is the separator.

## Remember the split() function - example

The split() function separates a single string into a list of the parts of the string using the separator defined. The desired separator is passed to the split() function as a parameter, e.g.,

```
def main():
    words = "The,budget,was,unlimited ,but,I, exceeded,it "
    word_list = words.split(",")

    print("1.", words)
    print("2.", word_list)

main()
```

```
The,budget,was,unlimited ,but,I, exceeded,it
['The', 'budget', 'was', 'unlimited ', 'but', 'I', ' exceeded', 'it ']
```



# Online shopping example

A file, stock.txt, contains information about the items on sale in a simple online shopping system.

- Each line contains the information about one item on sale. The line is made up of the barcode, a description, the price and the quantity (number currently on stock).

Note that items are identified by their item code, e.g., 'bc###'.

```

stock.txt -- Edited
bc001,Fresh toast bread white (700g),3.99,20
bc002,Low-fat milk (2 litre),4.8,10
bc003,V-energy drink,2.75,9
bc004,Fresh garlic (450g),1.98,4
bc005,Coca-Cola (300 ml),2.5,10
bc006,Pineapple,3.6,6
bc007,Mango,1.89,4
bc008,Snickers chocolate bar,1.8,20
bc009,Broccoli,1.47,11
bc010,Washed Potato (2.5kg),2.98,7
bc011,Cat food / Treats,2.75,15
bc012,pizza,6.54,4
bc013,pesto,9.44,2
bc014,Champagne,15.65,1

```

During a shopping scenario users can:

- Place an item in the shopping cart.
- Update the item when it is bought.
- Check out the shopping cart, which results in the bill being generated.
- Save the file of stock.

```

def main():
    items_list = load_stock("stock.txt")
    cart_list = []
    selection = 1

    while selection > 0:
        selection = get_menu_selection()
        if selection == 1:
            print_list(items_list)
        elif selection == 2:
            code_num = input(" Enter item code number: ")
            barcode = get_code_string(code_num)
            index = find_item_index(items_list, barcode)
            if index > -1:
                user_item = items_list[index]
                print(" Added to cart:", user_item)
                cart_list.append(user_item)
                update_quantity(items_list, index, -1)
            else:
                print(" This item does not exist.")
        elif selection == 3:
            print_list(cart_list)
        elif selection == 4:
            print_list(cart_list)
            cost = get_total(cart_list)
            print(" Total cost", "$" + str(cost))
            print(" -----")
            print(" -----")
            save_stock("stock2.txt", items_list)

```

The GoShopping.py program

```

def main():
    ....
def get_menu_selection():
    print()
    print("1. Display stock")
    print("2. Add item")
    print("3. Display cart")
    print("4. Check out shopping cart")
    print("0. Exit")
    return int(input(" Enter selection: "))
#-----
#Print the list of items
#-----
def print_list(a_list):
    for item in a_list:
        print(" ", item)
#-----
#Create a code, e.g., bc003
#-----
def get_code_string(num_str):
    code = "bc0" + num_str
    if int(num_str) < 10:
        code = "bc00" + num_str
    return code

```

The GoShopping program – Three helper functions

Assumption: the user never buys an item for which there is 0 quantity in stock.



# Online shopping - stock.txt file

```

items_list → 0 → 'bc001,Fresh toast bread white (700g),3.99,20'
              1 → 'bc002,Low-fat milk (2 litre),4.8,10 '
              2 → 'bc003,V-energy drink,2.75,9'
              3 → 'bc004,Fresh garlic (450g),1.98,4'
              4 → 'bc005,Coca-Cola (300 ml),2.5,10'
              5 → 'bc006,Pineapple,3.6,6'
              ... → 'bc007,Mango,1.89,4'
              ... → 'bc008,Snickers chocolate bar,1.8,20'
              ... → 'bc009,Broccoli,1.47,11'
              ... → 'bc010,Washed Potato (2.5kg),2.98,7'
              ... → 'bc011,Cat food / Treats,2.75,15'
              ... → 'bc012,pizza,6.54,4'
              ... → 'bc013,pesto,9.44,2'
              ... → 'bc014,Champagne,15.65,1'

```

```

stock.txt -- Edited
bc001,Fresh toast bread white (700g),3.99,20
bc002,Low-fat milk (2 litre),4.8,10
bc003,V-energy drink,2.75,9
bc004,Fresh garlic (450g),1.98,4
bc005,Coca-Cola (300 ml),2.5,10
bc006,Pineapple,3.6,6
bc007,Mango,1.89,4
bc008,Snickers chocolate bar,1.8,20
bc009,Broccoli,1.47,11
bc010,Washed Potato (2.5kg),2.98,7
bc011,Cat food / Treats,2.75,15
bc012,pizza,6.54,4
bc013,pesto,9.44,2
bc014,Champagne,15.65,1

```

From the text file into a list of strings.



## Online shopping – load the stock into a list

The following slides all use the stock.txt file (see below).

Read in contents of the stock file and break up the contents of the file into a list of item records. Each list item is a single line (a string) from the stock.txt file. (In the file each line defining an item is separated from the next item by a newline character, "\n").

```
def load_stock(filename):
```

```
stock.txt -- Edited
bc001,Fresh toast bread white (700g),3.99,20
bc002,Low-fat milk (2 litre),4.8,10
bc003,V-energy drink,2.75,9
bc004,Fresh garlic (450g),1.98,4
bc005,Coca-Cola (300 ml),2.5,10
bc006,Pineapple,3.6,6
bc007,Mango,1.89,4
bc008,Snickers chocolate bar,1.8,20
bc009,Broccoli,1.47,11
bc010,Washed Potato (2.5kg),2.98,7
bc011,Cat food / Treats,2.75,15
bc012,pizza,6.54,4
bc013,pesto,9.44,2
bc014,Champagne,15.65,1
```

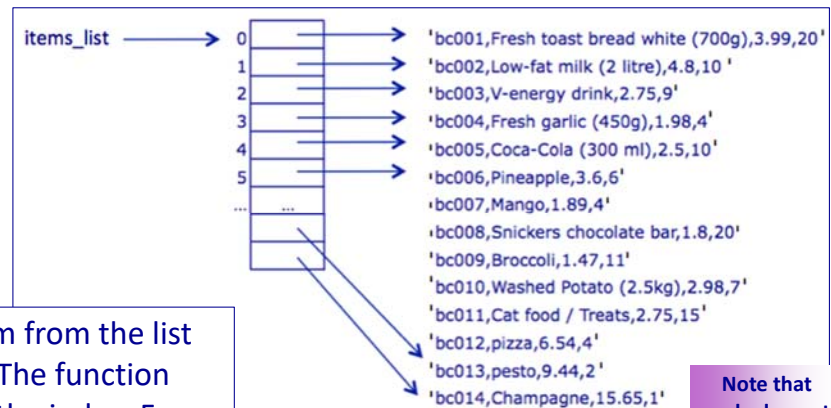
```
def main():
```

```
    items_list = load_stock("stock.txt")
    print_list(items_list)
```

```
main()
```



## Online shopping – find an item



Find an item from the list of strings. The function will return the index. For example find **bc003** returns the index 2 because this item is in index 2 of the list. Find **bc023** returns the index -1 because this item does not exist in the list.

Note that each element is a single string.



## Online shopping – find an item

The find\_item\_index() function looks through the list of items to check whether the given code (e.g., 'bc001', 'bc002') exists. **Returns the index** if found, -1 if not found.

```
def find_item_index(items_list, code):
```

```
Enter item code: 3
Added to cart: bc003,V-energy drink,2.75,9
```

```
def main():
```

```
    items_list = load_stock("stock.txt")
    code_num = input(" Enter item code number: ")
    barcode = get_code_string(code_num)
    index = find_item_index(items_list, barcode)
    if index != -1:
        print(" Added to cart:", items_list[index])
    else:
        print(" This item does not exist.")
```

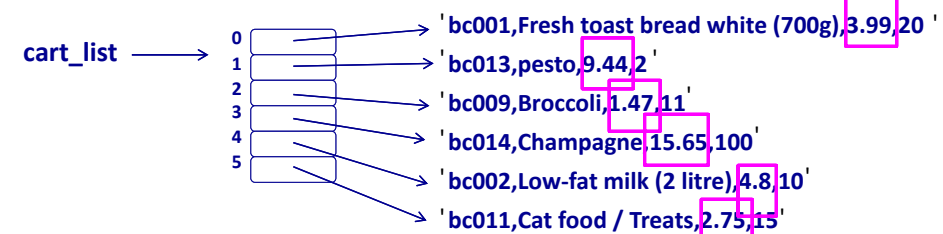
```
main()
```

```
Enter item code: 23
This item does not exist.
```



## Online shopping – total cost

To get the total cost of the list of items in the cart we need to sum the individual cost of each item.





# Online shopping – total cost

To get the cost from one item (a string), we need to split the single string into a list of strings and obtain the information at position 2 in the list. The information needs to be converted into a float before it can be added to the total. For example,

"bc001,Fresh toast bread white (700g),3.99,20" ← One string



"3.99" ← A string

3.99 ← A float



# Online shopping – total cost

Complete the get\_total() function.

```
def get_total(cart_list):
```

Note: when each element of the cart\_list is split into a list of its parts (comma separator), the cost of the item is in position 2 of the list.

```
bc006,Pineapple,3.6,6
bc014,Champagne,15.65,5
bc005,Coca-Cola (300 ml),2.5,10
```

Total cost \$21.75

```
def main():
```

```
cart_list = ["bc006,Pineapple,3.6,6",
             "bc014,Champagne,15.65,5",
             "bc005,Coca-Cola (300 ml),2.5,10"]
```

```
print_list(cart_list)
```

```
cost = get_total(cart_list)
```

```
print("Total cost","$" + str(cost))
```

```
main()
```



# Online shopping – update the quantity

To update the quantity of an item (a string), we need to add/subtract to/from the information at position 3 of the string. The information needs to be converted into an int, the amount added, and, the changed string needs to be assigned to the correct index of the item\_list. E.g., the code:

```
energy_index = 2
update_quantity(items_list, energy_index , 5)
```

changes:

"bc003,V-energy drink,2.75,9"

into:

"bc003,V-energy drink,2.75,14"

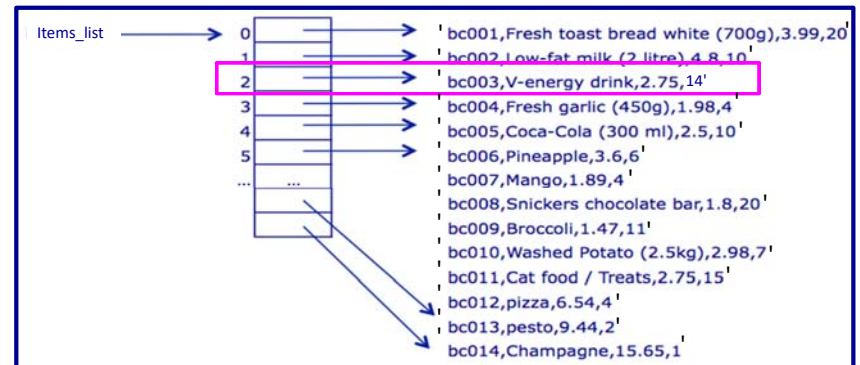


# Online shopping – update the quantity

Finally, the changed string:

"bc003,V-energy drink,2.75,14"

needs to be assigned to the correct index of the item\_list.





## Online shopping – updating the quantity of an item on the stock list of items

When an item is added to (or removed from the shopping cart), its quantity value needs to be updated in the list of stock, items\_list, e.g., for the following item:

```
'bc003,V-energy drink,2.75,9'
```

9 is the quantity, i.e, the number of this item currently in stock.

When item, 'bc003' is bought (added to the shopping cart), the quantity will decrease by one.

Note: in this program we are assuming that the user only buys an item if there is at least one of the item in stock.



## Online shopping – updating the quantity of an item on the stock list of items

Complete the update\_quantity() function. Note that the quantity should never be less than 0.

```
def update_quantity(items_list, index, update_amt):

def main():
    cart_list = []
    items_list = load_stock("stock.txt")
    print_list(items_list)
    code_num = input("Enter item code number: ")
    barcode = get_code_string(code_num)
    index = find_item_index(items_list, barcode)
    if index > -1:
        user_item = items_list[index]
        cart_list.append(user_item)
        update_quantity(items_list, index, -1)
    print_list(items_list)
main()
```

Note: when an element from the items\_list is split into a list of its parts (comma separator), the quantity of the item is in position 3 of the list.



## Online shopping – write the list to a file

Write the list of items to the filename file. Each item in the list is written on a new line in the file.

```
def save_stock(filename, list_of_items):

def main():
    items_list = load_stock("stock.txt")
    save_stock("stock2.txt", items_list)
main()
```



## Summary

In a Python program:

- the contents of a file can be opened and read into a list
- data from a file can be obtained, processed, and updated
- the split function can be used to divide a string into different parts

## Examples of Python features used in this lecture

```
def update_quantity(items_list, index, update_amt):
    item_string = items_list[index]
    item_parts = item_string.split(",")

    quantity = int(item_parts[3])
    quantity = quantity + update_amt

    quantity = max(quantity, 0)

    updated_str = ""
    for pos in range(len(item_parts) - 1):
        updated_str = updated_str + item_parts[pos] + ","

    updated_str = updated_str + str(quantity)

    items_list[index] = updated_str
```